




queen



Sistema espositivo con cremagliere passo 25 mm. I profilati asolati sono a sezione quadra, ad U, ad Omega, a T, ad Y ed incassate nei pannelli.

Display system with racks at pitch 25mm. Racks can have squared, U, omega, T and Y shape and can be fixed inside the panel



QUEEN

It's a kind of magic





queen

queen



QM_ZF Perimetrali

mm	a=85
	b=85
	c=5
Kg	0.06
	100
CR	NS
€	5,70 7,40

BORCHIA DI COPERTURA QUADRATA 85X85mm

QM_A.200 Perimetrali

mm	a=2000
	b=25
	c=55
Kg	3.1
	6
CR	NS
€	64,50 71,00

COLONNA CREMAGLIERATA SOSPESA DISTANZ.P 25 L2000 MM

QM_B.240 Perimetrali

mm	a=2400
	b=25
	c=55
Kg	3.8
	6
CR	NS
€	66,80 73,40

COLONNA CREMAGLIERATA CON PIEDE DISTANZ.P 25 L2400 MM

QM_D.145 Perimetrali

mm	a=1452
	b=25
	c=400
Kg	4.8
	2
CR	NS
€	67,70 72,10

COLONNA CREMAGLIERATA DISTANZ.P 25 L1450 MM

QM_D.240 Perimetrali

mm	a=2420
	b=25
	c=400
Kg	5.4
	2
CR	NS
€	79,60 91,40

COLONNA CREMAGLIERATA DISTANZ.P 25 L2400 MM



QG_01.63 Gondole

mm	a=1420
	b=625
	c=25
Kg	6.5
	2
CR	NS
€	111,00 127,40

CORNICE CREM. TUBO QUADRO

TS_22S Accessori

mm	a=75
	b=20
	c=280
Kg	0.48
	20
	CR
	NS
€	12,40
	14,70

COPPIA STAFFE CON ANTIRIBALTA PER RIP. SP38 L280

TS_23S Accessori


mm	a=75
	b=20
	c=280
Kg	0.475
	20
	CS
€	7,90




COPPIA STAFFE CON ANTIRIBALTA PER RIP. SP25 L280

TSP_23 Accessori



mm	a=3
	b=194
	c=18
Kg	0.01
	50
	PLT
€	0,70



PLASTICA PER RIPIANO 194X18X3MM

TS_24S Accessori

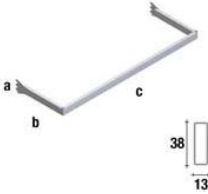
mm	a=75
	b=20
	c=410
Kg	0.7
	10
	CR
	NS
€	18,00
	21,40

COPPIA STAFFA PER RIPIANO SP38 L410

TS_34.060	TS_34.090	TS_34.100	TS_34.120
mm	a=75	a=75	a=75
	b=600	b=900	b=1200
	c=306	c=306	c=306
Kg	1.75	2.25	2.85
	4	4	4
	CR	NS	CR
	NS	CR	NS
€	22,10	26,50	26,60
	32,00	27,80	33,30
	31,10	37,30	

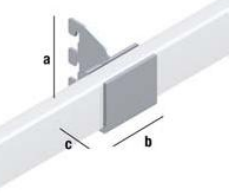
BARRA A SBALZO RET SEZ. 38X13




Accessori

TS_35 Accessori

mm	a=75
	b=50
	c=58
Kg	0.14
	50
	CR
	NS
€	3,10
	3,70

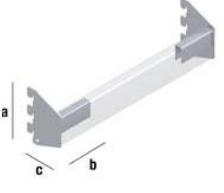


ATTAC.BAR.RET.38X13 X APP.FRONTALE

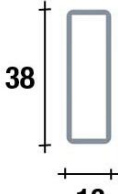


TS_37 Accessori

mm	a=75
	b=52
	c=13
Kg	0.28
	50
	CR
	NS
€	5,20
	5,90



COP.ATTACCO ADERENTE X BAR.RET SEZ 38X13



QS_25 Accessori

mm	a=65
	b=150
	c=0
Kg	0.25
	10
	CR
	NS
€	11,40
	12,30

COPPIA STAFFE L 150 MM

QS_27 Accessori

mm	a=65
	b=280
	c=0
Kg	0.44
	10
	CR
	NS
€	14,70
	16,00

COPPIA STAFFE L 280 MM INCLINABILI

QS_29 Accessori

mm	a=84
	b=380
	c=0
Kg	0.65
	50
	CR
€	19,30

COPPIA STAFFE REGGIPIANO IN FILO E FERRO PER CREMAGLIERA

RF_01.60 **RF_01.90** Accessori

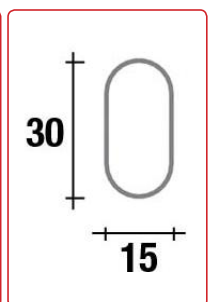
mm	a=0	a=0
	b=600	b=900
	c=400	c=400
Kg	1.57	2.32
	8	8
	CR	CR
€	26,40	33,90

RIPIANO IN FILO

QS_30 Accessori

mm	a=65
	b=0
	c=330
Kg	0.25
	50
	CR
	NS
€	9,90
	13,20

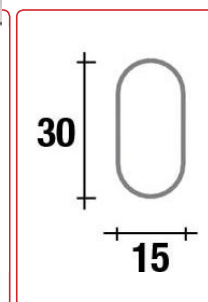
STAFFA CON ATTACCO BARRA OVALE



QS_31 Accessori

mm	a=280
	b=316
	c=0
Kg	0.29
	50
	CR
	NS
€	15,10
	19,60

BRACCIO ALZATO CON ATTACCO BARRA OVALE



QS_34N.060 **QS_34N.090** **QS_34N.100** **QS_34N.120** Accessori

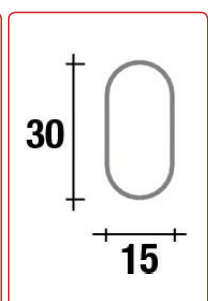
mm	a=0	a=0	a=0	a=0
	b=600	b=900	b=1000	b=1200
	c=340	c=340	c=340	c=340
Kg	0.89	1.12	1.25	1.36
	10	10	10	10
	CR	NS	CR	NS
	NS	CR	NS	CR
€	20,70	25,80	21,40	26,50
	21,90	27,00	23,90	28,40

BARRA A SBALZO CON 3 ATTACCHI

QS_35 Accessori

mm	a=50
	b=0
	c=65
Kg	0.06
	100
	CR
	NS
€	5,00
	5,70

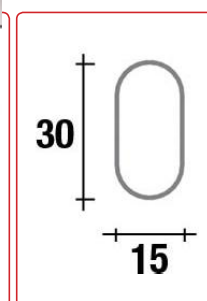
ATTACCO ADERENTE x BARRA OVALE



QS_36N Accessori

mm	a=50
	b=75
	c=0
Kg	0.29
	25
	CR
	NS
€	12,90
	14,20

COPPIA ATTACCO FRONTALE X BARRA OVALE



QV_43

Accessori



a=200
b=34
c=340



0.45



10

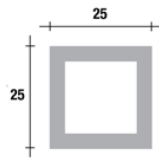
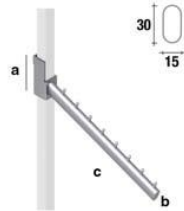


CR NS



11,20

14,50



BROCHE INCLINATA OVALE 8 POSTI

QV_44

Accessori



a=93
b=34
c=340



0.4



25

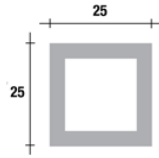
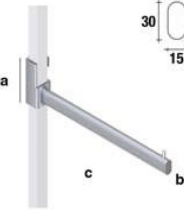


CR NS



10,80

13,90



BROCHE DRITTA OVALE

QV_72

Accessori



a=93
b=38
c=340



0.33



25

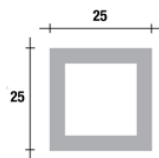


CR NS



10,80

13,90



BROCHE DRITTA